

# PAKISTAN

## FLOODS SITUATION REPORT

Issue # 21: 27<sup>th</sup> February 2023



90  
Calamity hit  
Districts



6.4 M  
Target  
Population



+2000  
Health  
Facility



1,739  
People  
Dead



12,867  
People  
Injured



### SITUATION OVERVIEW

Source: NDMA Situation Report 18<sup>th</sup> Nov 2022

- **Population movement following floods.**
  - In Sindh province 26,203 people (0.3% of the originally displaced population) remain displaced, with 5,132 people living in one tent city (Source: PDMA Sindh).
  - In Balochistan province, many of the return population in UC Dodeka and Gadi- Sohbatpur live in temporary houses because of the presence of stagnant water in the return area.
- **Access to health services by the return population.**
  - Access to health services in return areas of Balochistan is poor (54%) There is need to continue providing mobile camps in areas where the health facilities are completely damaged. (Findings from rapid assessment of health services conducted by WHO in January 2023).
- **Monitoring of disease trends.**
  - Pockets of outbreaks of Malaria are being reported in some UCs in Sindh and Balochistan province. There is need to continue monitoring disease trends as the risk of resurgence of water and vector-borne disease remains high (Source: Emergency Disease Surveillance System report).

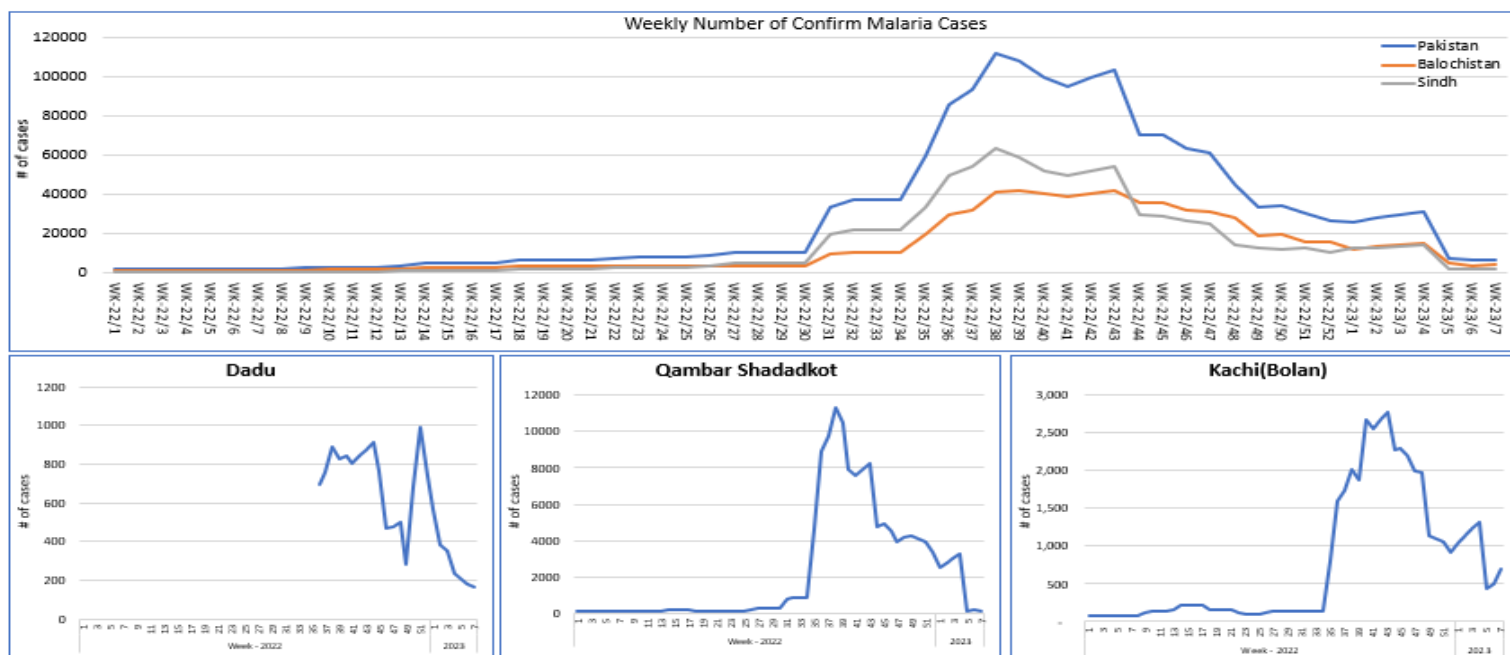


Community Awareness Interventions on PRSEAH and GBV in UC Qadirpur, Districts Jacobabad, Sindh



### PUBLIC HEALTH CONCERNS

Number of Confirm Malaria Cases from Week 1, 2022 to Week 7 2023 (Source: DHIS-2/DMC)





# WHO RESPONSE

## Support to RMNCAH services:

- As of 26<sup>th</sup> February 2023, WHO has supported 76 labour rooms in Sindh, 40 labour rooms in Balochistan, 16 labour rooms in KP and 10 labour rooms in Punjab with essential equipment. These facilities conduct over 5000 normal deliveries per month. This support is in line with the UN joint operational plan for RMNCAH response to the floods.
- During the reporting week, field teams nominated by department of health and supported by WHO provided on-job trainings on key RMNCAH topics such as ANC, PNC, and newborn care to over 155 primary healthcare workers.
- WHO handed over essential equipment for 5 CEmONC, 4 Newborn ICUs and 4 KMC centers to the Provincial Director of Health Punjab. The essential equipment will support strengthening of RMNCH services in the province.



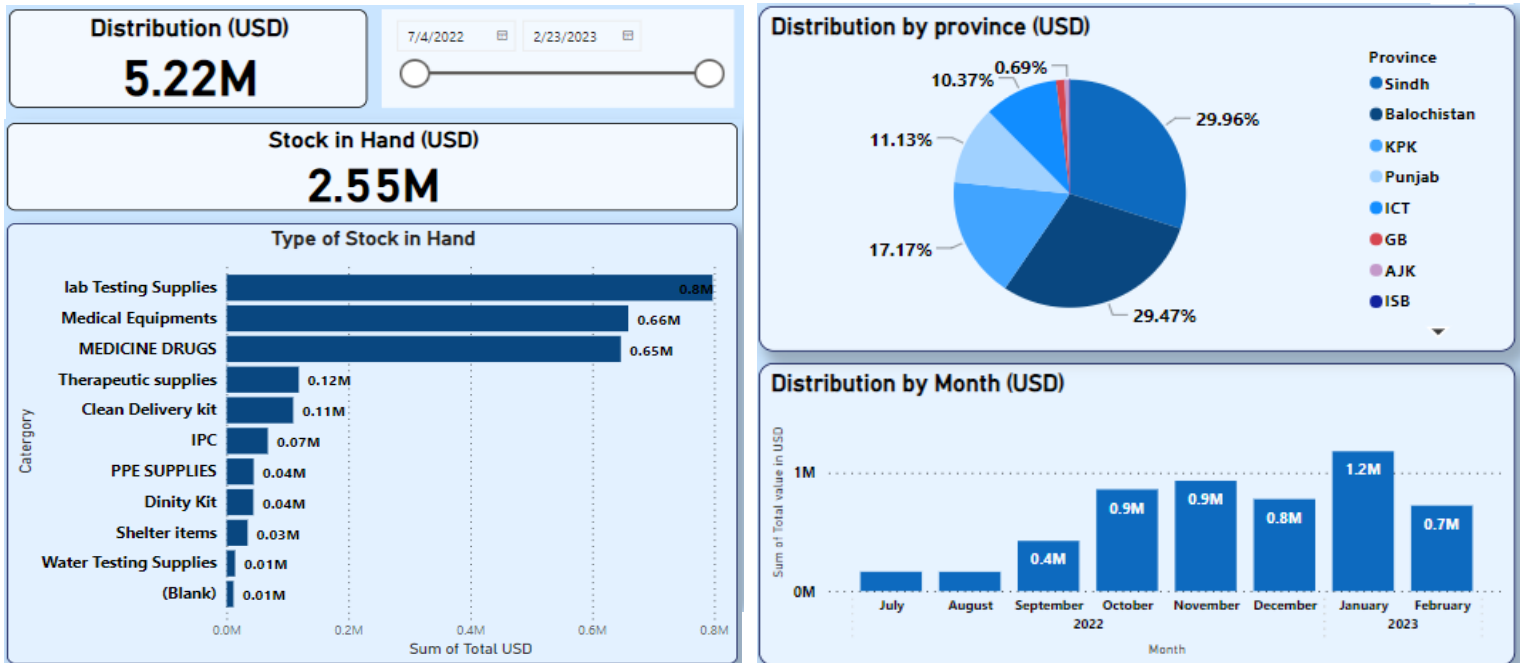
Dr Palitha Mahipala, WHO Country Representative Pakistan handing over assortment of medical equipment and supplies to Mohammad Iqbal, Secretary Health, South Punjab to strengthen Maternal & Child Health services in the flood affected districts of Punjab.

## Support to GBV, SEAH and PRSM.

- WHO in collaboration with Dow University of Health Sciences and Health Services Academy Islamabad, conducted training on provision of integrated health care, psychosocial support, and referral services for GBV and SEAH in 15 flood affected districts and areas hosting refugee.
- WHO supported the government of Pakistan to develop Strategy on Prevention and Response to Sexual Misconduct (PRSM) and a Tool kit for basic capacity building on PRSM.



## WHO support for flood Response (as of 26<sup>th</sup> February 2023).



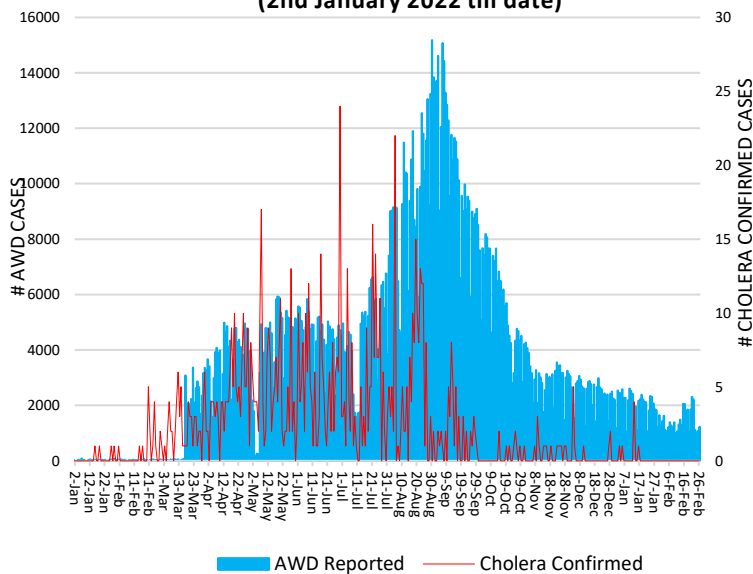
### Contact Details

**Dr Palitha Mahipala**  
 WHO Representative  
 WHO Country Office  
 Islamabad – Pakistan  
 Tel: +92 51 9255183  
 Email: mahipalap@who.int

**Dr Michael Lukwiya**  
 Incident Manager  
 WHO Country Office  
 Islamabad - Pakistan  
 Tel: +92 51 9255184  
 Email: lukwiyam@who.int

## AWD/Cholera Situation in Pakistan as of 26<sup>th</sup> February 2023

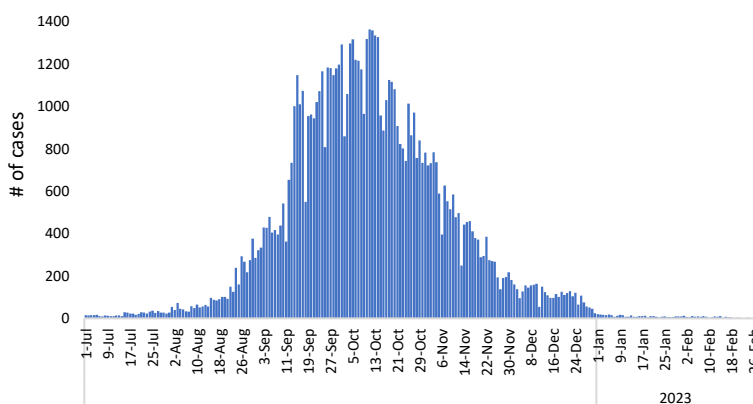
Daily AWD & Cholera Confirmed Cases Pakistan (2nd January 2022 till date)



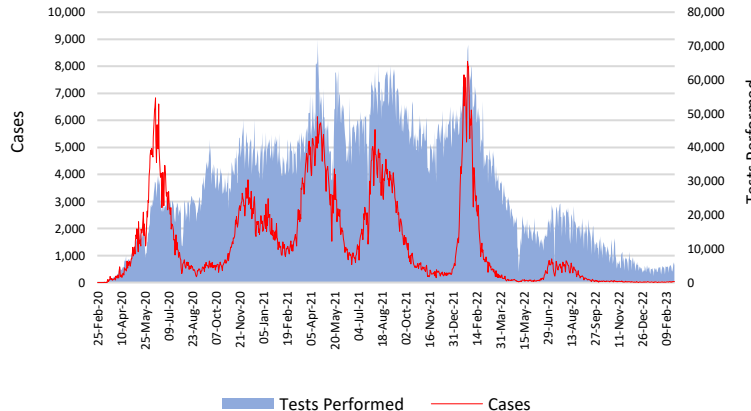
Provinces	Sindh	Balochistan	KP	Punjab	ICT
Suspected cholera cases	63,067	203,106	60,484	39,646	23,959
Cholera tests	18,234	7,924	706	4422	534
Confirmed cholera cases	459	196	83	246	31
Deaths	00	40	03	00	00

Province	1 <sup>st</sup> Cholera Confirm case	Last Cholera Confirm case	Total Cholera Confirm cases
Punjab	3 <sup>rd</sup> May 2022	27 <sup>th</sup> Sep 2022	246
Balochistan	14 <sup>th</sup> April 2022	5 <sup>th</sup> January 2023	196
KP	18 <sup>th</sup> May 2022	28 <sup>th</sup> Dec 2022	83
Sindh	18 <sup>th</sup> Jan 2022	16 <sup>th</sup> January 2023	458
ICT	17 <sup>th</sup> June 2022	05 <sup>th</sup> Aug 2022	31

## Dengue Fever in Pakistan as of 26<sup>th</sup> February 2023



## COVID-19 status in Pakistan as of 26<sup>th</sup> February 2023



## COVID-19 Situation in Pakistan as of 26<sup>th</sup> February 2023

Provinces	Lab Status				Stable	Hospitalized			Home Isolation	Total Recovered	Total Deaths
	Tested		Positive			Oxygen		On Vent.			
	Last 24hrs	Total (PCR+RA)	Last 24hrs	Total		On low flow	On High flow				
AJK	44	443,434	00	44,341	00	00	00	00	00	43,548	793
Balochistan	32	587,563	00	36,046	00	00	00	00	00	35,668	378
GB	390	359,030	00	12,094	00	00	00	00	20	11,883	191
Islamabad	171	3,026,383	03	139,770	00	00	00	00	49	138,690	1,031
KP	103	5,224,648	00	225,084	00	03	01	00	64	218,640	6,376
Punjab	3,574	12,546,505	13	523,866	04	00	01	02	142	510,099	13,618
Sindh	166	9,242,521	07	595,737	06	03	03	00	275	587,194	8,256
<b>Total</b>	<b>4,480</b>	<b>31,430,084</b>	<b>23</b>	<b>1,576,938</b>	<b>10</b>	<b>06</b>	<b>05</b>	<b>02</b>	<b>550</b>	<b>1,545,722</b>	<b>30,643</b>